

### Contact Information

Clinician    Fitter/Assistant/Tech    Other: \_\_\_\_\_

Name: \_\_\_\_\_

Email: \_\_\_\_\_ Phone: \_\_\_\_\_

### Ordering Clinician

CPO    CO    CP    Other: \_\_\_\_\_

Name: \_\_\_\_\_

Email: \_\_\_\_\_ Phone: \_\_\_\_\_

### Billing & Shipping

PO#: \_\_\_\_\_

Billing Account#: \_\_\_\_\_

Shipping Account#: \_\_\_\_\_

Shipping Address: \_\_\_\_\_

City: \_\_\_\_\_ State: \_\_\_\_\_ Zip: \_\_\_\_\_

### Shipping Preference

Ground    Next Day AM    Next Day PM    2-Day AM    2-Day PM

*(If no preference is indicated, this order will be shipped 2 Day PM) Note: We do not ship products directly to patients.*

### Patient Information (If applicable)

Fit Date: \_\_\_\_\_ Patient ID: \_\_\_\_\_

Shoe Size: \_\_\_\_\_

#### SpryStep® Original (weight limit = 250lbs)

Right \_\_\_ XS \_\_\_ S \_\_\_ M \_\_\_ L \_\_\_ XL

Left \_\_\_ XS \_\_\_ S \_\_\_ M \_\_\_ L \_\_\_ XL

#### SpryStep® Flex (weight limit = 250lbs)

Right \_\_\_ XS \_\_\_ S \_\_\_ M \_\_\_ L \_\_\_ XL

Left \_\_\_ XS \_\_\_ S \_\_\_ M \_\_\_ L \_\_\_ XL

#### SpryStep® One (weight limit = 300lbs)

Right \_\_\_ Left \_\_\_

#### SpryStep® Max (weight limit = 250lbs)

Right \_\_\_ XS \_\_\_ S \_\_\_ M \_\_\_ L \_\_\_ XL

Left \_\_\_ XS \_\_\_ S \_\_\_ M \_\_\_ L \_\_\_ XL

#### SpryStep® Plus (weight limit = 250lbs)

Right \_\_\_ XS \_\_\_ S \_\_\_ M \_\_\_ L \_\_\_ XL

Left \_\_\_ XS \_\_\_ S \_\_\_ M \_\_\_ L \_\_\_ XL

#### SpryStep® Pediatric (weight limit = 130lbs)

Right \_\_\_ XS \_\_\_ S \_\_\_ M \_\_\_ L \_\_\_ XL

Left \_\_\_ XS \_\_\_ S \_\_\_ M \_\_\_ L \_\_\_ XL

### Accessories



- Refurbishment kit (pad, strap, alligator tab)\*
- BOA Strap® (not available for Pediatric)\*
  - Right AFO, buckle inside / Left AFO, buckle outside
  - Left AFO, buckle inside / Right AFO, buckle outside


1. The forefoot section can be trimmed with scissors: Approximately 1 inch can be taken off the toe end, and ½ to ¼ inch can be trimmed from EACH side of the forefoot. The material that can be cut off the forefoot is tinted blue.


2. This indicates the shortest the footplate can be trimmed with scissors


3. This indicates the lowest the calf cuff can be trimmed with scissors


**A brace that has been trimmed cannot be returned for credit or replacement**

| Original  | Flex   | Size | Height | Foot Plate Length 1 |
|---|--|------|--------|---------------------|
|  |  | XS   | 11 ¼"  | 8 ½ – 9 ⅝"          |
|   |  | SM   | 12 ⅝"  | 9 ⅞ – 10 ¼"         |
|   |  | MD   | 13 ⅜"  | 9 ⅝ – 10 ⅞"         |
|   |  | LG   | 14 ⅞"  | 10 ¼ – 11 ⅜"        |
|   |  | XL   | 15"    | 11 ⅞ – 12"          |

| One   | Size      | Foot Length      |       | Calf Height      |     |
|---|-----------|------------------|-------|------------------|-----|
|  | Universal | Min <sup>2</sup> | Max   | Min <sup>3</sup> | Max |
|   |           | 9 ⅞"             | 11 ⅜" | 13 ⅜"            | 15" |

| Max   | Size | Height | Foot Plate Length 1 |
|---|------|--------|---------------------|
|  | XS   | 13 ¼"  | 7 ¾ – 8 ⅞"          |
|   | SM   | 14 ½"  | 8 ¼ – 9"            |
|   | MD   | 15 ½"  | 9 – 10"             |
|   | LG   | 16 ½"  | 10 – 10 ¾"          |
|   | XL   | 16 ½"  | 10 ¾ – 11 ½"        |

| Plus  | Size | Height to Tib Tuberosity | Foot Plate Length 1 | Calf circumference 1" below fibula head |
|---|------|--------------------------|---------------------|---|
|  | XS   | 13"                      | 8 ½ – 9 ⅝"          | 11 ½ – 14 ½"                            |
|   | S    | 14 ¼"                    | 9 ⅞ – 10 ¼"         | 12 ¾ – 15 ¾"                            |
|   | M    | 15 ½"                    | 9 ⅞ – 10 ⅞"         | 13 ½ – 17 ½"                            |
|   | L    | 16 ¾"                    | 10 ¼ – 11 ⅜"        | 14 ¾ – 18 ¾"                            |
|   | XL   | 18"                      | 11 ⅞ – 12"          | 15 ½ – 20 ½"                            |

| Pediatric   | Size | Foot Length      |      | Calf Height      |       |
|---|------|------------------|------|------------------|-------|
|  |      | Min <sup>2</sup> | Max  | Min <sup>3</sup> | Max   |
|   |      | XS               | 3 ¾" | 5 ¾"             | 6 ¼"  |
|   | SM   | 4 ¼"             | 6 ¼" | 7 ½"             | 8 ¼"  |
|   | MD   | 5"               | 7"   | 8 ¾"             | 9 ½"  |
|   | LG   | 5 ½"             | 7 ½" | 9 ¾"             | 10 ½" |
|   | XL   | 6"               | 8"   | 11"              | 11 ¾" |

Calf cuff depth = 2 ½" (the width of the calf cuff can be trimmed up to 1 ½" on each side)

\*Indicates additional charges apply

OF-030 REV E

Received Date Thuasne USA's shipping department use only

Distributed by Thuasne USA

4615 Shepard Street, Bakersfield, CA 93313  
Tele: 800.432.3466 • Fax: 844.261.5628

ThuasneUSA.com