

### Contact Information

Clinician    Fitter/Assistant/Tech    Other: \_\_\_\_\_

Name: \_\_\_\_\_

Email: \_\_\_\_\_ Phone: \_\_\_\_\_

### Ordering Clinician

CPO    CO    CP    Other: \_\_\_\_\_

Name: \_\_\_\_\_

Email: \_\_\_\_\_ Phone: \_\_\_\_\_

### Billing & Shipping

PO#:

Billing Account#: \_\_\_\_\_

Shipping Account#: \_\_\_\_\_

Shipping Address: \_\_\_\_\_

City: \_\_\_\_\_ State: \_\_\_\_\_ Zip: \_\_\_\_\_

### Shipping Preference

Ground    Next Day AM    Next Day PM    2-Day AM    2-Day PM

*(If no preference is indicated, this order will be shipped 2 Day PM) Note: We do not ship products directly to patients.*

### Patient Information

Last Name: \_\_\_\_\_

First Name: \_\_\_\_\_

#### 12" (Short Anterior Closure)

XS \_\_\_\_\_ M \_\_\_\_\_ XL \_\_\_\_\_ 3XL \_\_\_\_\_  
S \_\_\_\_\_ L \_\_\_\_\_ 2XL \_\_\_\_\_

#### 12" (Short Pull On)

XS \_\_\_\_\_ M \_\_\_\_\_ XL \_\_\_\_\_ 3XL \_\_\_\_\_  
S \_\_\_\_\_ L \_\_\_\_\_ 2XL \_\_\_\_\_

#### 16" (Long Anterior Closure)

XS \_\_\_\_\_ M \_\_\_\_\_ XL \_\_\_\_\_ 3XL \_\_\_\_\_  
S \_\_\_\_\_ L \_\_\_\_\_ 2XL \_\_\_\_\_

#### 16" (Long Pull On)

XS \_\_\_\_\_ M \_\_\_\_\_ XL \_\_\_\_\_ 3XL \_\_\_\_\_  
S \_\_\_\_\_ L \_\_\_\_\_ 2XL \_\_\_\_\_

#### Standard Non-Adjustable Hinge

\* Zero degree extension stop built-in

#### 12" ROM (Short Anterior Closure)

XS \_\_\_\_\_ M \_\_\_\_\_ XL \_\_\_\_\_ 3XL \_\_\_\_\_  
S \_\_\_\_\_ L \_\_\_\_\_ 2XL \_\_\_\_\_

#### 12" ROM (Short Pull On)

XS \_\_\_\_\_ M \_\_\_\_\_ XL \_\_\_\_\_ 3XL \_\_\_\_\_  
S \_\_\_\_\_ L \_\_\_\_\_ 2XL \_\_\_\_\_

#### 16" ROM (Long Anterior Closure)

XS \_\_\_\_\_ M \_\_\_\_\_ XL \_\_\_\_\_ 3XL \_\_\_\_\_  
S \_\_\_\_\_ L \_\_\_\_\_ 2XL \_\_\_\_\_

#### 16" ROM (Long Pull On)




XS \_\_\_\_\_ M \_\_\_\_\_ XL \_\_\_\_\_ 3XL \_\_\_\_\_  
S \_\_\_\_\_ L \_\_\_\_\_ 2XL \_\_\_\_\_

#### ROM Hinge

Extension Limitation: 10°, 20°

Flexion Limitation: 0°, 45°, 60°, 90°

By default, extension setting at 0° (hinge design)

	Size	XS	SM	MD	LG	XL	2XL	3XL
	<b>CIRCUM 6" Above Knee</b>	13 - 15 1/2"	15 1/4 - 18 1/2"	18 1/2 - 21"	21 - 23 1/2"	23 1/2 - 26 1/2"	26 1/2 - 29 1/2"	29 1/2 - 32"
	<b>Knee CIRCUM</b>	12 - 13"	13 - 14"	14 - 15"	15 - 17"	17 - 19"	19 - 21"	21 - 23"
	<b>CIRCUM 6" Below Knee</b>	10 - 12"	12 - 14"	14 - 16"	16 - 18"	18 - 20"	20 - 22"	22 - 24"

With the patient's leg at full extension, measure circumference around the center of the affected knee.