

Instructions for Use

Indications

- Chronic elbow injuries
- Elbow hyperextension
- Elbow dislocations
- Range of motion control
- Bicep tendon strain, rupture or tear
- Stable mid-shaft or distal humeral fracture
- Stable mid-shaft or proximal ulna or radius fracture
- Mild to severe soft tissue damage
- Post-operative elbow surgery to include the Tommy John UCL procedure
- Mild to severe elbow joint laxity
- Post-operative partial or total elbow replacement
- Distal triceps tendon strain, rupture or tear

Contraindications

- Unstable humeral fracture
- Proximal humeral fracture
- Unstable ulna or radius fracture
- Distal ulna or radius fracture

Warnings

Carefully read/use instructions and warnings prior to use. This product has been designed for single patient use. If the patient experiences any problems, increased pain, swelling, numbing, skin irritations, or any other adverse reaction while using the product, discontinue use immediately and contact their medical professional. The patient should consult with their medical professional before making any adjustments to the brace. This product is intended to be prescribed and fitted by a licensed medical professional.

Instructions for Care



Remove pads and
hand wash
30°C with mild
detergent



Do not
tumble



Lay pads flat
to dry

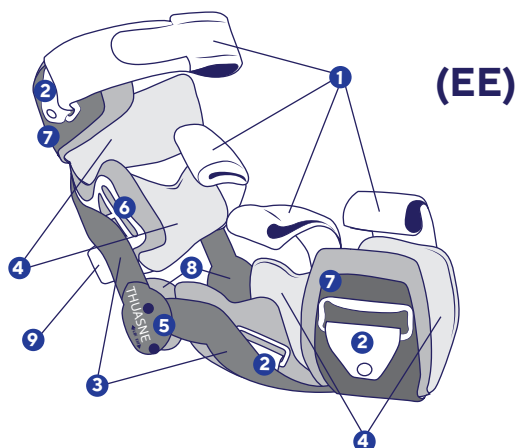


Do not submerge
uprights and
hinge in water

Fitting Instructions

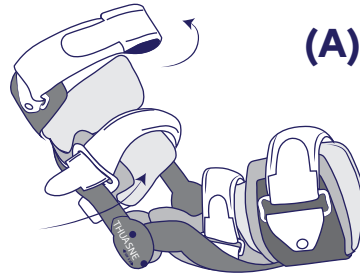
Brace Components (EE)

1. Straps
2. Strap buckles
3. Upper and lower shells
4. Upper and lower interface pads
5. Hinge cap & screws
6. C/S Package
7. Moldable metal cuffs
8. Condyle pads
9. CS strap



1. Unfasten straps (A)

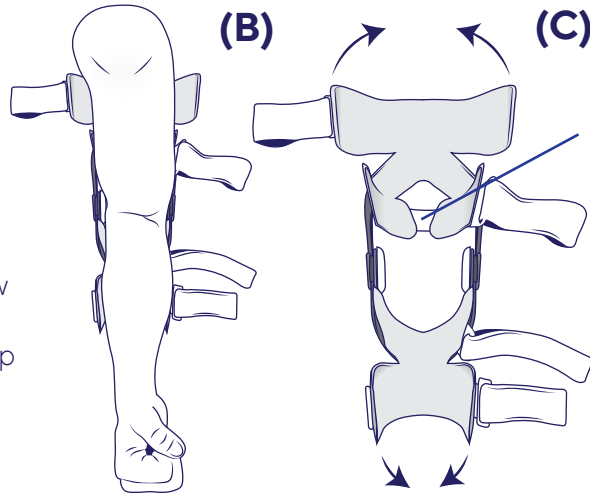
Unfasten ALL straps and fold the attachment tabs back onto the strap.



2. Fit moldable cuffs to arm

On a flat surface place the arm into the brace and mold the top and bottom metal cuffs for a close fit. (B)

Remove the brace and re-mold the cuffs to fit snug as needed. (C)



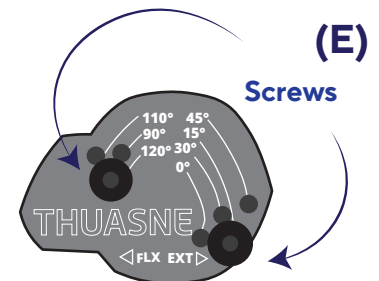
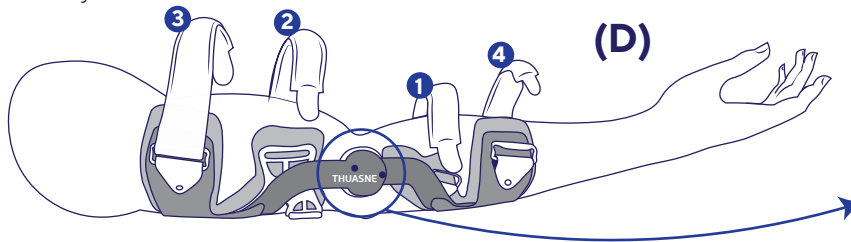
To maximize suspension and fit, CS strap may be adjusted during initial fitting.

NOTE: Strap does not need to be opened to remove or reapply brace.

3. Apply the brace (D)

On a flat surface and insert the arm into the brace. Be sure the inner crease of the elbow is in alignment with the center of the hinge. Unfasten the attachment tabs from the strap and insert the ends through the buckles in the recommended order (1-4). Distal to proximal.

Straps must be tightened snugly, but still be comfortable. Re-adjust as necessary with activity.



4. Adjusting Range of Motion (E)

Brace is shipped with extension screws installed at 15°. Additional flexion and extension ROM points are available on the hinge. To change, use a size 15 Torx wrench (included) to remove screws and place them in the desired stop. Use the wrench to ensure they are seated and secured before use. **Both hinges must be set to identical degrees.**

Warranty

Under normal use and conditions, the shells and hinges on your brace are covered by a one year warranty against defects or breaking. Straps, hinge covers, and other replaceable parts are covered for six months. If you experience a problem with the fit or function of the brace, please call the medical provider who fit your brace.

Limited Warranty Thuasne USA warrants to the original purchaser that this product is free from defects in materials and workmanship. Normal wear and tear during the use of a product is not considered a defect. This Limited Warranty is effective from the date of delivery to the original purchaser for up to 6 months. This warranty does not apply if this product; (1) has been altered in any way; (2) was not purchased from Thuasne USA or one of its authorized distributors; (3) is not used in accordance with Thuasne USA's Instructions for Use (IFU). Under this Limited Warranty Thuasne USA's sole obligation shall be to repair or replace the defective product or associated part(s) at no charge. This Limited Warranty does not cover damage as a result of mishandling, accidents, improper use or alteration of the product. This is in place of all other warranties, either express or implied, including but not limited to warranties of merchantability or fitness for a particular purpose. Thuasne USA shall not be liable under this or any implied warranty for any personal injury, property damage, or special, incidental, or consequential damages arising out of, related, or incidental to the use of the product even if Thuasne USA has been informed of the prospect of such possible loss or damage, unless state law otherwise prohibits this exclusion.