



THE SPOONER

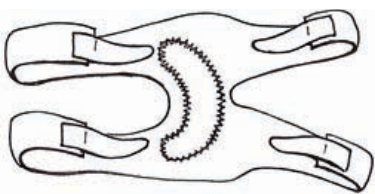
When patella subluxation occurs in conjunction with multiple instabilities of the knee, The SPOONER system can be added or retrofitted to Townsend's functional and OA rigid knee braces to control patella instability problems; while aiding in suspension. brace must be returned to Townsend if the flexion stop needs to be modified.

Features...

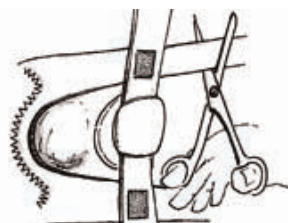
- Controls Medial Patella Meniscus Ligament (MPML) and Medial Patella Femoral Ligament (MPFL)
- Easily Retrofitted to Townsend's Rigid Knee Braces; Both Custom and Off-The-Shelf
- Ensures Proper Brace Alignment
- Unique Velcro and Hook Attachment System
- Soft Universal J-Shaped Patella Buttress
- Lightweight and Breathable; No Hot Circumferential Wrap
- Easily Adjusted to Accommodate a Variety of Brace Sizes and M-L Measurements

Patella Stabilizing Strapping System Installation Instructions:

1. The Spooner



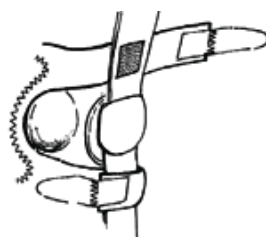
2. Cut excess strap lengths



3. Reapply each alligator tab



4. Place Peel off hook tabs to secure strap to brace upright (if needed)



Suggested HCPCS L-Code:
Non-Custom- L2795,
Custom- L2800

www.townsenddesign.com

Toll Free: 800.432.3466 Ph: 661.837.1795 Fax: 661.837.0613

Townsend